



# SPENDING STORIES

**Get involved and create your own!**

Anne-Lise Bouyer

COO & project manager of Journalism++



# Anne-Lise Bouyer

COO and project manager of Journalism++



JOURNALISM ++

***We are an agency for data driven storytelling***

***We accompany newsrooms in their transitions  
towards the web of data***



# // PLAN

- **The Spending Stories project**
  - Why this project
  - How does it works
  - An open source project



# // PLAN

- **Contribute and make your own**
  - How to create your own instance

# // The Spending Stories project

# // Problem

## Budget data is hard to find

Most of government data is public data by law. But sometimes, data is only available in paper copy



# // Problem

## Budget data is hard to find

Journalists often compare amounts with GDP of countries



(it makes no sense!)

# // Problem

The **OpenSpending** project has lots of budget data

OpenSpending

Datasets

Search

Community

Help

About

Contact

Blog

Login/Register

Language



## It's our money!

By understanding how governments spend money **in our name** can we have a say in how that money will affect our own lives. The journey starts here.

68 countries

817 datasets

25756752 entries

Featured Application

How much is that really? — See the stories behind the numbers in the news with the [Spending Stories application](#).

Search...

<https://openspending.org/>



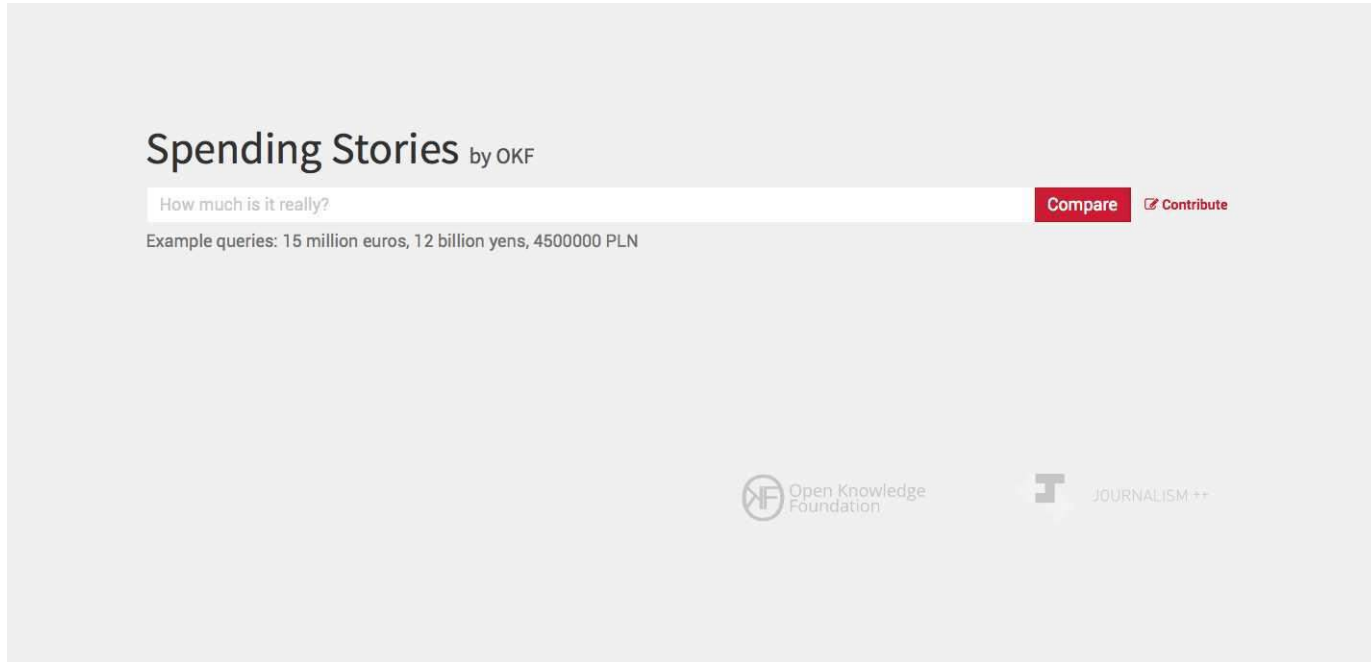
## // Problem

The **OpenSpending** project has lots of budget data

But few people understand it

# // Solution

## Provide context!



<http://spendingstories.org/>

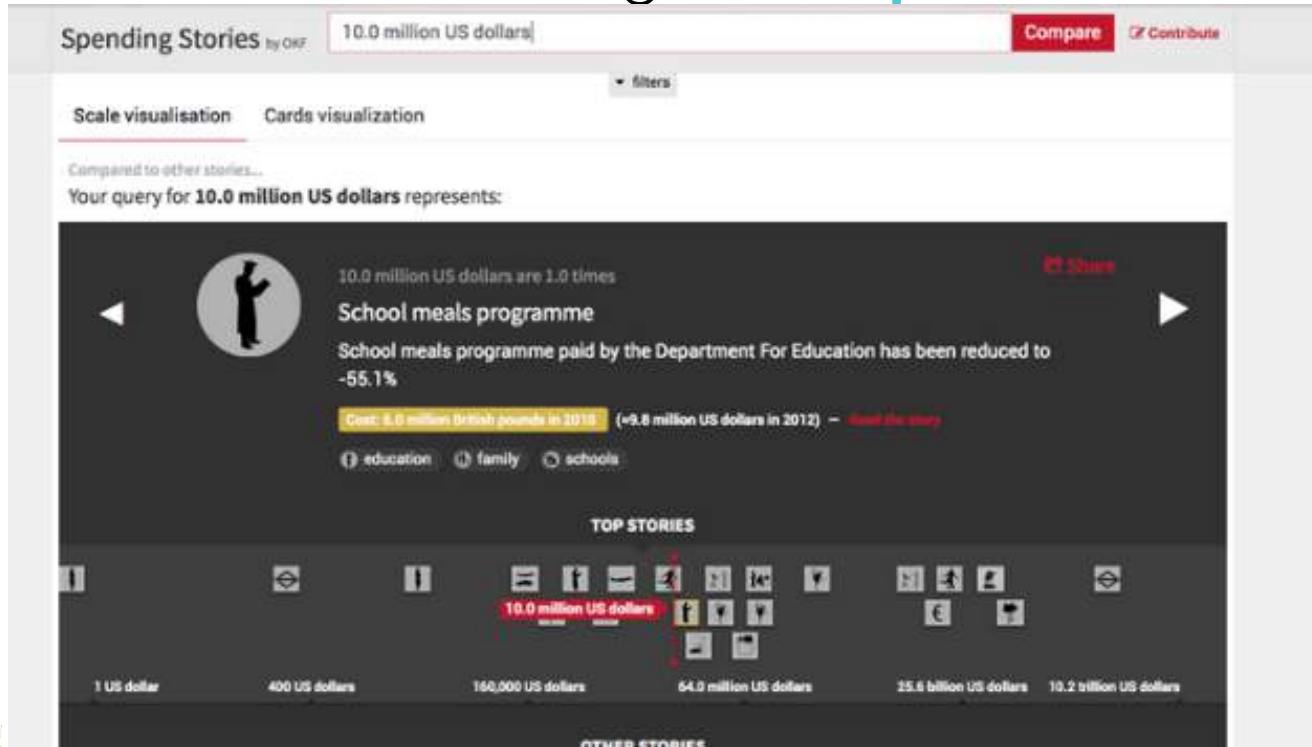
# // Spending stories

Enter any **amount**, in any **currency**

The screenshot shows the 'Spending Stories' interface by OKF. It features a search bar with the input '10 m|', a 'Compare' button, and a 'Contribute' link. A dropdown menu is open, showing three options: '10.0 million US dollars', '10.0 million EU euros', and '10.0 million British pounds'. The '10.0 million US dollars' option is highlighted in red. At the bottom of the interface, there are logos for the Open Knowledge Foundation and JOURNALISM++.

# // Spending stories

Get meaningful **comparisons**



# // Spending stories

## Where the data come from?

There are 150 stories into the database, coming from

- The Openspending website
- Crowdsourcing

The stories into the database, focused on **government spending in the United Kingdom** from 2000

# // Spending stories

## Inflation across time and currency conversion



50.0 million British pounds are 1 times

[Share](#)

### British Museum annual spending

The Department for Culture, Media & Sport paid £46m to British Museum in 2010-2011, 7% less than the previous year.

**Cost: 46.0 million British pounds in 2010** (≈49.4 million British pounds in 2012) — [Read the story](#)

 culture

46mio GBP in 2010 = 49.4 mio GBP in 2012

# // Spending stories

## Inflation across time and currency conversion



50.0 million British pounds are 1 times

[Share](#)

### British Museum annual spending

The Department for Culture, Media & Sport paid £46m to British Museum in 2010-2011, 7% less than the previous year.

**Cost: 46.0 million British pounds in 2010** (≈49.4 million British pounds in 2012) — [Read the story](#)

 culture

46mio GBP in 2010 = 82.8 mio USD in 2012

# // Spending stories

## The scale visualisation

1 US dollar

400 US dollars

160,000 US dollars

64.0 million US dollars

25.6 billion US dollars

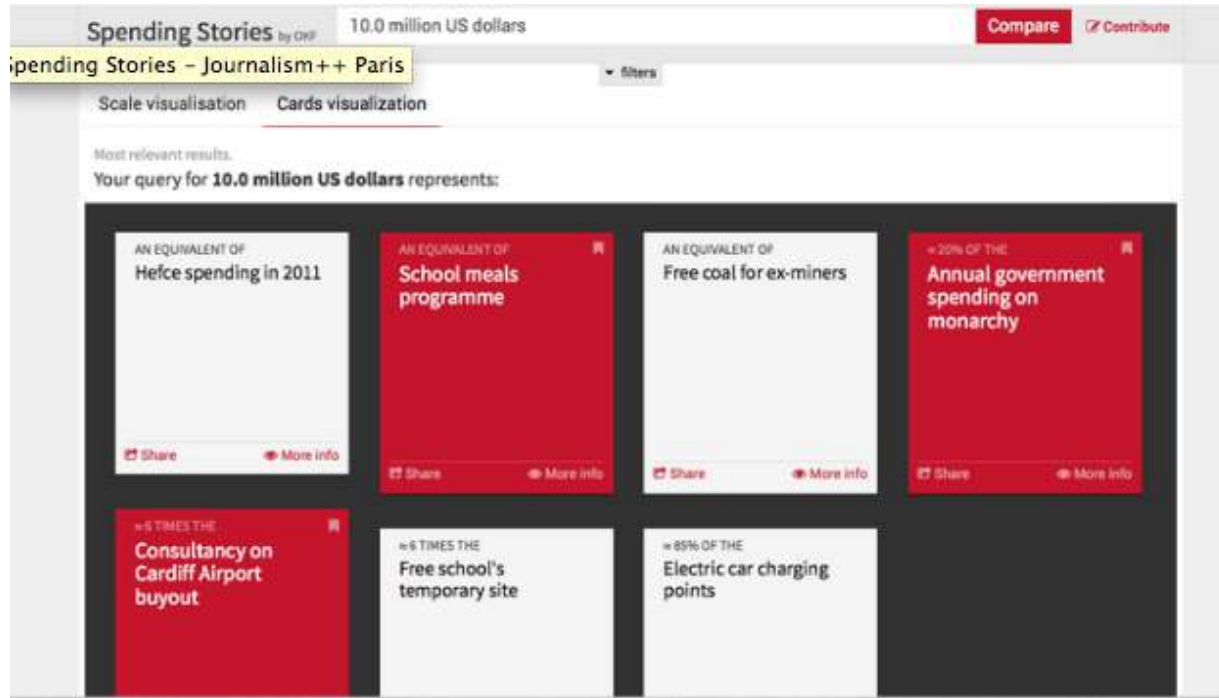
10.2 trillion US dollars

Log scales are so much more useful



# // Spending stories

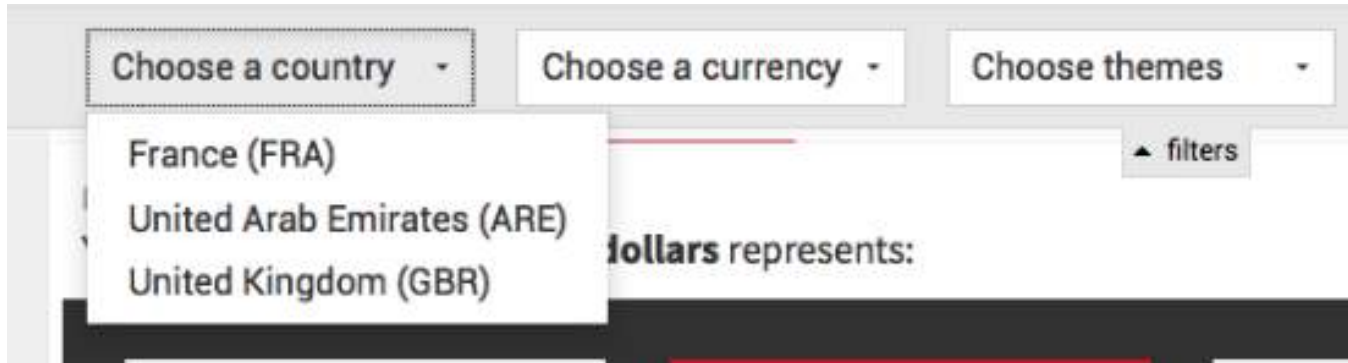
## The cards visualisation



For a clearer view with the most relevant results

# // Spending stories

## Filter and find a story



Choose a country ▾ Choose a currency ▾ Choose themes ▾

France (FRA)  
United Arab Emirates (ARE)  
United Kingdom (GBR)

dollars represents:

▲ filters



air

Annual government spending on monarchy

**Consultancy on Cardiff Airport buyout**

For a clearer view with the most relevant results

# // Spending stories

## Ask users for additional stories

Spending Stories by Oxf 10.0 million US dollars [Compare](#) [Contribute](#)

### Contribute

If you have a spending or budget dataset that you can contribute, please give some basic information here.

**Step 1** What is the spending of your story?      **Step 2** What is your story about?      **Step 3** Describe your story

**Currency**

US dollar

**Amount**

Ex: 14367000 for 14,367,000

Insert a round number without any space or separator

[Continue](#)

# // Spending stories

## Manage everything from a strong Django backend

DKF - Spending Stories Welcome, root. Documentation / Change password / Log out

Home > Core > Stories Add story +

Select story to change

Q |  Search Filter

Action:  Go 0 of 100 selected

<input type="checkbox"/> Story title	The spending value	Currency	Current value in USD	Country	Is a top story	Created at	Story type	Status	Filter
<input type="checkbox"/> Scotland Yard protection programme - daily cost	310000.0	British pound - GBP	506067.808348	United Kingdom (GB)	<input type="checkbox"/>	Aug. 22, 2013, 12:20 a.m.	discrete	published	By status All pending published refused
<input type="checkbox"/> Scotland Yard on guard for royals and VIPs	127784028.0	British pound - GBP	220125938.933	United Kingdom (GB)	<input type="checkbox"/>	Aug. 22, 2013, 12:18 a.m.	discrete	published	By Is a top story All Yes No
<input type="checkbox"/> Renewable Heat Incentive	11800000.0	British pound - GBP	17188158.2814	United Kingdom (GB)	<input type="checkbox"/>	Aug. 21, 2013, 11:42 p.m.	discrete	published	By Story type All discrete over one year
<input type="checkbox"/> Disability living allowances	1257000000.0	British pound - GBP	19639548872.4	United Kingdom (GB)	<input type="checkbox"/>	Aug. 21, 2013, 11:41 p.m.	discrete	published	By themes All
<input type="checkbox"/> Electoral Commission costs	86000000.0	British pound - GBP	134367637.473	United Kingdom (GB)	<input type="checkbox"/>	Aug. 21, 2013, 11:38 p.m.	discrete	published	By currency All
<input type="checkbox"/> Forestry	181000000.0	British pound - GBP	282797004.448	United Kingdom (GB)	<input type="checkbox"/>	Aug. 21, 2013, 10:18 p.m.	discrete	published	By Country All
<input type="checkbox"/> Total net-payment to the EU	6200000000.0	British pound - GBP	10121356127.0	United Kingdom (GB)	<input checked="" type="checkbox"/>	Aug. 21, 2013, 10:14 p.m.	discrete	published	
<input type="checkbox"/> Electric car charging points	7210000.0	British pound - GBP	11770157.6896	United Kingdom (GB)	<input type="checkbox"/>	Aug. 21, 2013, 10:10 p.m.	discrete	published	
<input type="checkbox"/> Aid to wealthy countries ?	11.0	British pound - GBP	16.7149119808	United Kingdom (GB)	<input type="checkbox"/>	Aug. 21, 2013, 1:38 p.m.	discrete	pending	
<input type="checkbox"/> SAS rubbish inspectors	70000.0	British pound - GBP	120394.811384	United Kingdom (GB)	<input type="checkbox"/>	Aug. 21, 2013, 1:35 p.m.	discrete	published	
<input type="checkbox"/> Dumping and incinerating trash costs	610000000.0	British pound - GBP	1015569352.89	United Kingdom (GB)	<input type="checkbox"/>	Aug. 21, 2013, 1:30 p.m.	discrete	published	
<input type="checkbox"/> Private ambulances costs in Yorkshire	340000.0	British pound - GBP	516642.733952	United Kingdom (GB)	<input type="checkbox"/>	Aug. 21, 2013, 1:25 p.m.	discrete	published	
<input type="checkbox"/> Royal Shakespeare Company annual grant	16400000.0	British pound - GBP	25823595.8831	United Kingdom (GB)	<input checked="" type="checkbox"/>	Aug. 21, 2013, 1:02 p.m.	discrete	published	
<input type="checkbox"/> Scottish Parliament in 1999	32000000000.0	British pound - GBP	64772152059.0	United Kingdom (GB)	<input type="checkbox"/>	Aug. 21, 2013, 12:52 p.m.	discrete	published	
<input type="checkbox"/> Technology Strategy Board costs	181000000.0	British pound - GBP	280046667.005	United Kingdom (GB)	<input type="checkbox"/>	Aug. 21, 2013, 12:18 p.m.	discrete	published	

// Make your own  
instance!

## // Make your own

The source code of the spending stories project is open source and available on Github

<https://github.com/okfn/spendingstories>

**Anyone can fork it and create his own instance**

# // Historias de gasto: The spanish version with stories about Spain

Historias de gasto por Open Knowledge Foundation (Fundación de Conocimiento Abierto) 1.0 mil millones Euros Comparar Contribuir

Visualizar a escala Visualizar tarjetas

Comparada con otras historias...  
La cantidad de **1.0 mil millones Euros** representa:

1.0 mil millones Euros son 83.0% de **Presupuesto del Hospital Joan XXIII de Tarragona** Compartir

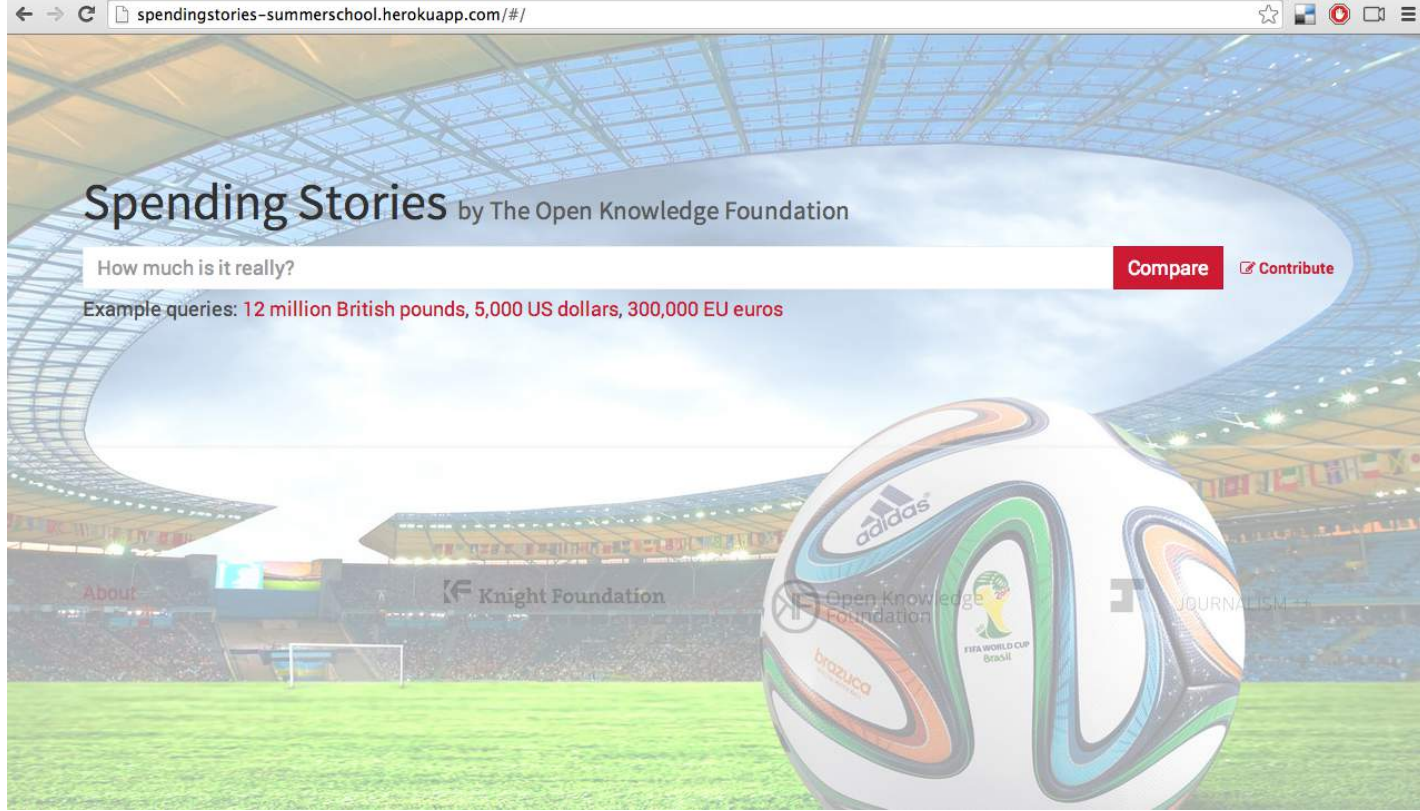
Los sindicatos del hospital Joan XXIII de Tarragona —uno de los ocho que gestiona el Instituto Catalán de la Salud (ICS)—, han alertado de que el centro prepara nuevos recortes para este año. El Joan XXIII cuenta en 2014 con un presupuesto de 102 millones de euros. El Joan XXIII ha sufrido un importante recorte desde 2010, cuando contaba con un presupuesto de 127,4 millones de euros, que se ha reducido en casi un 20%

**Coste: 1.2 billones Euros en 2014** (≈1.2 billones Euros in 2012) — [Lee la historia](#)

admin sanidad hospital

1.0 mil millones Euros

# // A sample instance dedicated to football



<http://spendingstories-summer-school.herokuapp.com>



# // Another instance dedicated to football

The screenshot shows the 'Spending Stories' website interface. At the top, it says 'Spending Stories by The Open Knowledge Foundation' and 'How much is it really?'. There are buttons for 'Compare' and 'Contribute'. Below this, there are tabs for 'Scale visualization' (selected) and 'Cards visualization', and a 'filters' dropdown. The main content area shows 'Compared to other stories...' and 'Your query for 5,000 US dollars represents:'. A dark card displays the story: '5,000 US dollars are 5000 time Wages to make 4 soccer balls'. It includes a 'Share' button, a 'Read the story' link, and a 'Football' category tag. At the bottom of the card, it says 'TOP STORIES'.

Spending Stories by The Open Knowledge Foundation

How much is it really?

Compare Contribute

filters

Scale visualization Cards visualization

Compared to other stories...

Your query for **5,000 US dollars** represents:

5,000 US dollars are 5000 time

**Wages to make 4 soccer balls**

Pakistani women make approximately 25 US cents per official Adidas soccer ball they make.

Cost: 1 US dollar in 2014 (≈1 US dollar in 2012) — Read the story

Football

TOP STORIES

# // A dedicated backend to manage stories

OKF – Spending Stories

Welcome, root. Documentation / Change password / Log out / Change language English

Home > Core > Stories

## Select story to change

Add story +

Search  Search

Action: ----- Go 0 of 6 selected

<input type="checkbox"/>	Story title	The spending value	Current value in USD	Currency	Country	Year	Is a top story	Created at	Story type	Story language	Status
<input type="checkbox"/>	The global football betting industry	6e+11	6e+11	US dollar – USD	United Kingdom (GBR)	2012	<input type="checkbox"/>	3 Jul 2014, 2:55 p.m.	over one year	English	published
<input type="checkbox"/>	Messi's annual income	33000000.0	47541887.0853	EU euro – EUR	Spain (ESP)	2010	<input type="checkbox"/>	3 Jul 2014, 2:52 p.m.	over one year	English	published
<input type="checkbox"/>	Wages to make 4 soccer balls	1.0	1.0	US dollar – USD	Pakistan (PAK)	2014	<input checked="" type="checkbox"/>	3 Jul 2014, 2:49 p.m.	discrete	English	published
<input type="checkbox"/>	The price of the official soccer ball	159.0	159.0	US dollar – USD	Brazil (BRA)	2014	<input type="checkbox"/>	3 Jul 2014, 2:43 p.m.	discrete	English	published
<input type="checkbox"/>	The cost of the Stade de France	365000000.0	624023509.145	EU euro – EUR	France (FRA)	1999	<input type="checkbox"/>	3 Jul 2014, 2:35 p.m.	discrete	English	published
<input type="checkbox"/>	The costs of the 2014 FIFA World Cup tournament	14000000000.0	14000000000.0	US dollar – USD	Brazil (BRA)	2014	<input checked="" type="checkbox"/>	3 Jul 2014, 2:19 p.m.	discrete	English	published

6 stories Save

Filter

**By status**

All  
pending  
published  
refused

**By Is a top story**

All  
Yes  
No

**By Story type**

All  
discrete  
over one year

**By currency**

All

**By Country**

All

**By Story language**

All  
English

# // Translation

The translation is supported and implemented into the code.

If you want to make your own, different elements need to be translated:

- The content of the stories
- The interface of the frontend (About, scale visualisation,etc)
- The currencies (different ways to write number and currencies)
- The equivalent words (an equivalent of, twice the amount of etc)

// Thank you!

@annelisebouyer  
[annelise@jplusplus.org](mailto:annelise@jplusplus.org)

@jplusplus\_

