



WELCOME

RRI & Open Science
Trainer Bootcamp

5 December 2019

Helene Brinken

State and University Library Göttingen, Germany

General Information

- Wifi
 - Eduroam, Guests access
- Materials
 - <https://tinyurl.com/rg7m4aw>
- Lunch choice
 - <https://forms.gle/oBrL1Dr9yedC8p2Y6>
- Bathrooms, emergency exits, food/drinks
- Participant list & photo consent
- Name tags



Code of Conduct

- Today, we want the atmosphere and environment to be:
 - friendly, open, inspiring, practical, empowering, respectful, encouraging, collaborative & fun.
- To ensure this, we encourage and are fully in favor of:
 - asking questions, sharing experiences, listening, being respectful, being on time, collaborating, honesty, supporting each other, constructive criticism.
- And we will not tolerate and discourage:
 - interrupting each other, patronizing, passivity, (gender) inequality in discussions.



Programme

- 10:00 Welcome & introductions
- 10:30 What is RRI & Open science
- 10:45 Training examples & practical guidance
 - 11:15 – 15 min Coffee break
- 11:30 Copyright & licenses (Elke Brehm)
 - 12:30 – 13:30 Lunch
- 13:30 How to design & give training (Angelika Thielsch)
- 14:30 Good practices
 - 15:00 – 30 min Coffee break
- 15:30 Train-the-trainer card game
- 16:45 Presentations of mini-trainings & feedback
- 17:45 End



Let's get to know each other

- Name
- Affiliation
- Why are you here? Why is it relevant for you?



Key questions



- What is RRI and Open Science?
- What is your role as trainer?
- How can you reach them most effectively?
 - Methods
 - Materials
- Who is your audience?
- What does “openness” and “responsibility” mean in training?
- How to get started?



Today is not about RRI & Open Science



What is RRI? A Definition



- Science & technology can create risks & ethical dilemmas
- RRI seeks to bring R&I into the open, to anticipate consequences, & to involve society www.rri-tools.eu/about-rri
- Societal actors, (e.g. researchers, citizens, policy makers, business, NGOs), work together during the R&I process to better align processes & outcomes with values, needs & expectations of society. www.fit4rri.eu/project
- Involve all stakeholders at all levels to minimize potential negative impact of R&I.



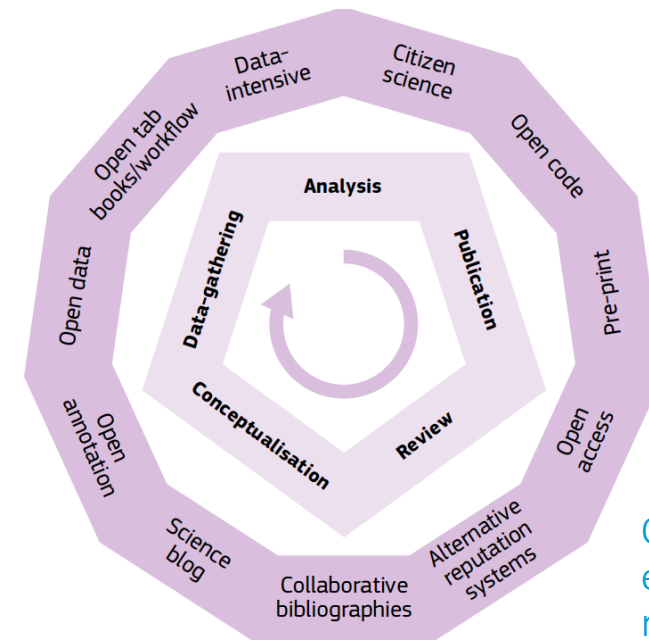
What is Open Science? A Definition

- Open Science is the practice of science in such a way that others can collaborate & contribute, where research data, lab notes & other research processes are freely available, under terms that enable reuse, redistribution & reproduction of the research & its underlying data & methods.

[FOSTER, Open Science Definition:
<https://www.fosteropenscience.eu/foster-taxonomy/open-science-definition>]

- The movement to make scientific research, data and dissemination accessible to all levels of an inquiring society.

[FOSTER, Open Science Definition
<https://www.fosteropenscience.eu/taxonomy/term/7>]




Open up research at every step of the research cycle



RRI & Open Science training

Go to www.menti.com and use the code **52 63 6**



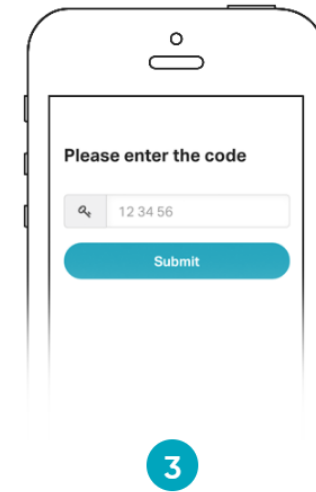
1

Grab your phone

www.menti.com

2

Go to www.menti.com



3

Enter the code 52 63 6 and vote!

Practical Guidance for Trainers

Readme

Introduction

Open Science Basics

Open Concepts and Principles

Open Research Data and Materials

Open Research Software and Open ...

Reproducible Research and Data An...

Open Access to Published Research...

Open Licensing and File Formats

Collaborative Platforms

Open Peer Review, Metrics and Eval...

Open Science Policies

Citizen Science

Open Educational Resources

Open Advocacy

On Learning and Training

Organizational Aspects

Examples and Practical Guidance

Glossary

References

About the Authors & Facilitators

Languages



The Open Science Training Handbook

A group of fourteen authors came together in February 2018 at the TIB (German National Library of Science and Technology) in Hannover to create an open, living handbook on Open Science training. High-quality trainings are fundamental when aiming at a cultural change towards the implementation of Open Science principles. Teaching resources provide great support for Open Science instructors and trainers. The Open Science training handbook will be a key resource and a first step towards developing Open Access and Open Science curricula and andragogies. Supporting and connecting an emerging Open Science community that wishes to pass on their knowledge as multipliers, the handbook will enrich training activities and unlock the community's full potential.

Sharing their experience and skills of imparting Open Science principles, the authors (see [below](#)) produced an open knowledge and educational resource oriented to practical teaching. The focus of the new handbook is not spreading the ideas of Open Science, but showing **how** to spread these ideas most effectively. The form of a book sprint as a collaborative writing process maximized creativity and innovation, and ensured the production of a valuable resource in just a few days.



The Open Science training handbook <https://book.fosteropenscience.eu/en/>

Practical Guidance

What is Open Science?

This introductory module will help you to understand what open science is and why it is something you should care about.



Best Practice

This module introduces policies and other environmental factors that influence good practice in open research.



Open Peer Review (OPR)

This module will introduce you to OPR and let you know how you can get started with it.



Data Protection and Ethics

This module helps you to get to grips with responsible data sharing.



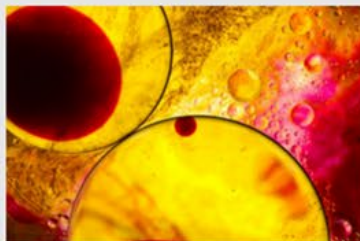
Licensing

This module helps you to find the best license for your open research outputs.



Open Data

In this module, you'll focus on which data you can share and how you can go about doing this most effectively.



OSS and Workflows

This module introduces Open Source Software (OSS) and workflows as an emerging but critical component of Open Science.



Open Innovation

This module will show you how Responsible Research and Innovation is accelerated through Open Science.



Open Access Publishing

This module will help you become skilled in Open Access publication in the wider context of Open Science.

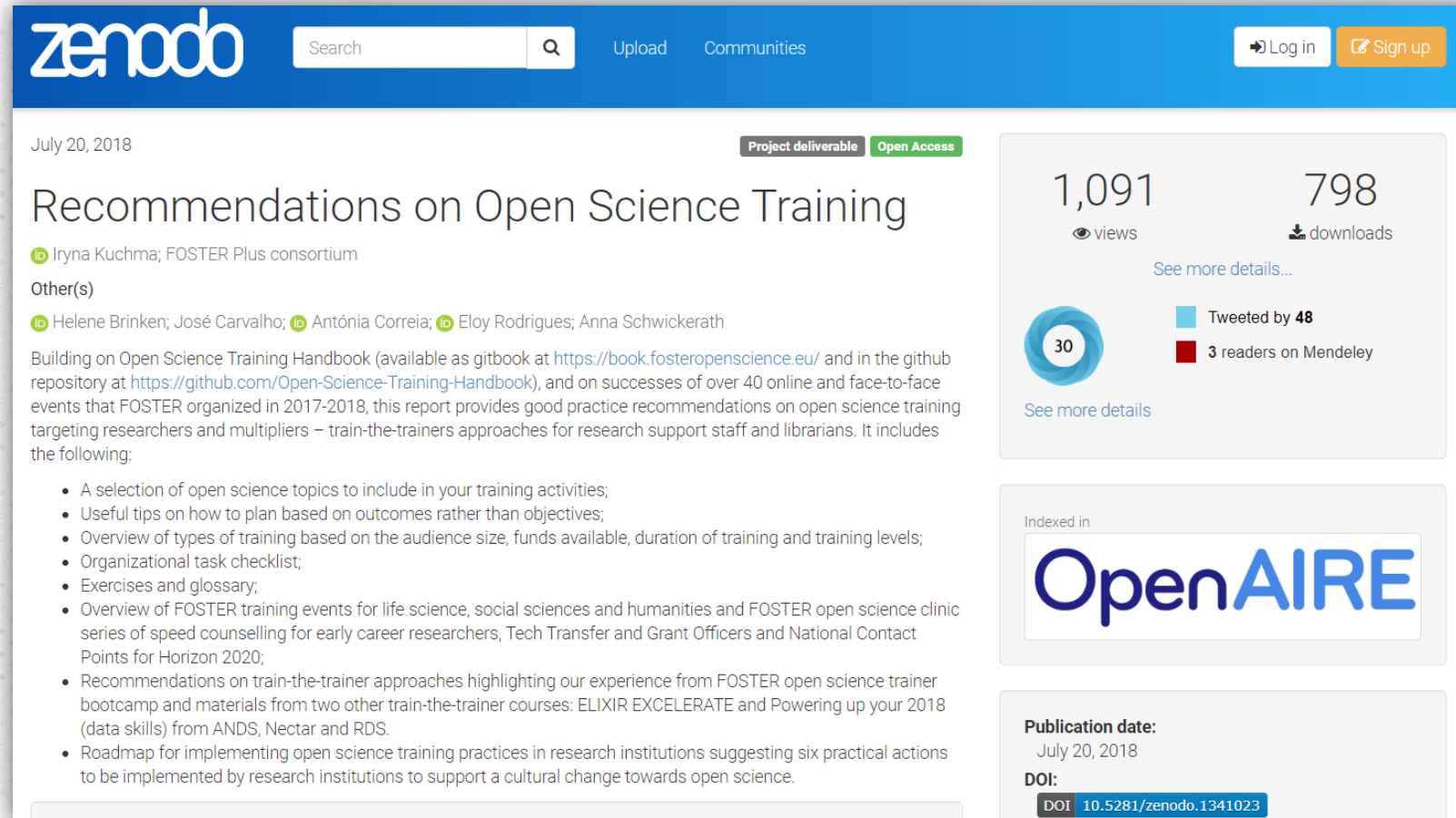


Preprints

This module introduces the practice of sharing preprints and helps you to see how it can support your research.



Practical Guidance



The screenshot shows the Zenodo record page for 'Recommendations on Open Science Training'. The page features a blue header with the Zenodo logo, a search bar, and navigation links for 'Upload' and 'Communities'. On the right side of the header, there are 'Log in' and 'Sign up' buttons. The main content area includes the date 'July 20, 2018', a 'Project deliverable' badge, and an 'Open Access' badge. The title 'Recommendations on Open Science Training' is prominently displayed. Below the title, the author 'Iryna Kuchma; FOSTER Plus consortium' is listed, along with other contributors: Helene Brinken, José Carvalho, Antónia Correia, Eloy Rodrigues, and Anna Schwickerath. A detailed description follows, explaining that the report builds on the Open Science Training Handbook and provides practical recommendations based on FOSTER's 2017-2018 events. A bulleted list of key findings is provided. On the right side, a statistics box shows 1,091 views and 798 downloads, with a 'See more details...' link. Below this, a circular badge indicates 30 citations, and social media statistics show it was tweeted by 48 people and has 3 readers on Mendeley. A 'See more details...' link is also present. The 'Indexed in' section features the OpenAIRE logo. At the bottom right, the 'Publication date' is listed as July 20, 2018, and the DOI is 10.5281/zenodo.1341023.

zenodo Search Upload Communities Log in Sign up

July 20, 2018 Project deliverable Open Access

Recommendations on Open Science Training

Iryna Kuchma; FOSTER Plus consortium

Other(s)

Helene Brinken; José Carvalho; Antónia Correia; Eloy Rodrigues; Anna Schwickerath

Building on Open Science Training Handbook (available as gitbook at <https://book.fosteropenscience.eu/> and in the github repository at <https://github.com/Open-Science-Training-Handbook>), and on successes of over 40 online and face-to-face events that FOSTER organized in 2017-2018, this report provides good practice recommendations on open science training targeting researchers and multipliers – train-the-trainers approaches for research support staff and librarians. It includes the following:

- A selection of open science topics to include in your training activities;
- Useful tips on how to plan based on outcomes rather than objectives;
- Overview of types of training based on the audience size, funds available, duration of training and training levels;
- Organizational task checklist;
- Exercises and glossary;
- Overview of FOSTER training events for life science, social sciences and humanities and FOSTER open science clinic series of speed counselling for early career researchers, Tech Transfer and Grant Officers and National Contact Points for Horizon 2020;
- Recommendations on train-the-trainer approaches highlighting our experience from FOSTER open science trainer bootcamp and materials from two other train-the-trainer courses: ELIXIR EXCELERATE and Powering up your 2018 (data skills) from ANDS, Nectar and RDS.
- Roadmap for implementing open science training practices in research institutions suggesting six practical actions to be implemented by research institutions to support a cultural change towards open science.

1,091 views 798 downloads

See more details...

30 See more details

Tweeted by 48 3 readers on Mendeley

Indexed in

OpenAIRE

Publication date: July 20, 2018


DOI: 10.5281/zenodo.1341023

<https://zenodo.org/record/1341023#.XDyZPM1S8l0>




Examples for Hands-On & Interactive Training

TEACHING



TRAINING

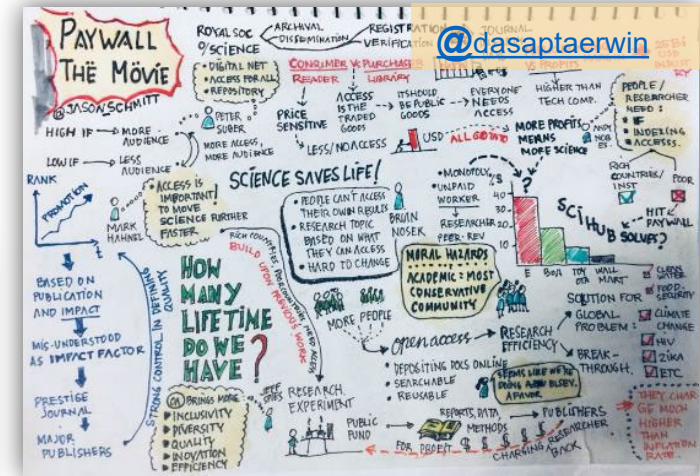


Visualization

- Mind maps, word clouds
- Simplify difficult concepts
- Sketching/graphic novel
- Stickers, post its




<https://doi.org/10.5281/zenodo.2248200>



<https://twitter.com/dasaptaerwin>



Knowledge Exchange



Melanie Imming

Why use a word cloud?



<https://www.mentimeter.com/>

FIT4RRI

Gamification – Card/Board Games



<https://www.fosteropenscience.eu/content/organise-your-own-open-science-cafe>



The Publishing trap

<https://copyrightliteracy.org/resources/the-publishing-trap/the-publishing-trap-resources/>

<https://copyrightliteracy.org/resources/copyright-the-card-game/>

CURATE! The Digital Curator Game




<http://eprints.hud.ac.uk/id/eprint/33874/>

<http://schreibman.eu/digcurv/curate-game/>



Gamification – Puzzles & Quizzes



<https://www.openaire.eu/blogs/open-science-quest>



Sundsbo, Katrine. 2019. [“Open Access Escape Room: The Key to OA Engagement?”](https://doi.org/10.1629/uksg.459). *Insights* 32 (1): 8. <http://doi.org/10.1629/uksg.459>



http://www.openaccessweek.org/events/open-access-quiz?xg_source=facebookshare&fbclid=IwAR2jZPHWj4RHd8C8uca1t2thyUzESKViAFbB0CSZqjHFqYlclA2LZVQxys0



"Open Data Excuse" Bingo			#openDataExcuses
Terrorists will use it	We might want to use it in a paper	What if we want to sell it later	People may misinterpret the data
Lawyers want a custom License	Thieves will use it	There's no API	It's too big
It's too complicated	It's not very interesting	Poor Quality	Data Protection
I don't mind, but someone else might	We will get too many enquiries	There's already a project to...	We'll get spam

For open data teams, print out a copy and put it on your office wall. Cross out each excuse people give you. There are no prizes, but you can tweet "bingo! #openDataExcuses" if you think it might make you feel better".

<http://data.dev8d.org/devbingo>

Research Integrity Dilemma Game

The image displays two overlapping screenshots of the Research Integrity Dilemma Game interface. The top screenshot shows the 'Dilemma 2' screen with the title 'Dup(ub)lication?' and a text block describing a scenario where an author has an opportunity to submit an article to an English-language journal. Below the dilemma are four options (A, B, C, D) for the player to choose from. The bottom screenshot shows the 'Dilemma 3' screen with the title 'With a little help' and a text block describing a scenario where a colleague suggests co-authoring a paper. Below the dilemma are four options (A, B, C, D) for the player to choose from. Both screenshots include a navigation sidebar on the left with icons for 'Dilemma overview', 'Dilemma grouped per content', and 'Previous / Next Dilemma'. The Erasmus University Rotterdam logo is visible in the bottom right corner of the second screenshot.

Dilemma overview

Dilemma grouped per content

Previous / Next Dilemma

2 **Dilemma**

Dup(ub)lication?

Recently an article that I authored appeared in a Dutch-language journal. I realize there is an opportunity to submit the article to an English-language journal in my field. The content is still relevant and does not need to be changed. This is an efficient way of getting an extra publication. What do I do?

Option

A I translate the article and send it to the English-language journal.

B I do not submit the article for publication.

C I marginally change the title and add a new insight to the conclusion of the article and submit it.

D I discuss the situation with the editor of the English-language journal.

3 **Dilemma**

With a little help

I am on a tenure-track position, and my mid-term review is within a month. I really need to submit a manuscript before the deadline. Today in a group seminar, quite a few people were critical about the working paper I presented. After the seminar, a colleague tells me that he thinks that the chance of publication is much bigger if I let the area chair professor co-author the paper. The professor is well known in her field and is also close to the editors of the journal in question. What do I do?

Option

A I am not going to invite the professor to co-author and submit the manuscript for publication.

B I ask the professor if she is willing to be a second author and submit the paper when she agrees.

C I postpone the publication to improve the quality of the paper. I do not ask the professor to co-author.

D I postpone submitting the paper and plan to talk to the professor in a few weeks' time. Then, I can hopefully list a working paper, also under her name, in my mid-term application file.

Erasmus University Rotterdam
Make it happen.

https://www.eur.nl/sites/corporate/files/24708_integriteitsspel_interactief_2016.pdf

Rewards & Incentives



Networking opportunity



Completed course Data Protection and Ethics



Completed course What is Open Science?

Badges



Certificates

Coffee

Brown bag lunch

Prices



Exercise – Think, Pair, Share

- What was the best training event you attended?
- What was the worst?



Exercise – Think, Pair, Share

- What did they have in common?
- What aspects were predictable?



Open & Responsible Training



Be inclusive

- Welcoming atmosphere
 - Food & drinks (consider dietary requirements (if you provide vegan food you only need to consider gluten intolerance and nut allergies))
 - Code of Conduct
 - E.g. The Carpentries https://docs.carpentries.org/topic_folders/policies/code-of-conduct.html
 - Consent forms



Dear Sir or Madam!

Thank you for allowing us to record the interview. To give each other a clear understanding of this agreement, please read and sign this form. If you have any question regarding these issues, please contact the following address.

Thank you very much!

Contact Information

Ms. Helene Brinken, FIT4RRI
Georg-August University Göttingen,
State and University Library
Platz der Göttinger Sieben 1
37070 Göttingen
Germany

Tel. +49 (551) 39-5261
brinken@sub.uni-goettingen.de
www.fit4rri.eu

Publication of my interview recording - Declaration of agreement

Interviewee: _____ Date of interview: _____

Title of interview: _____

I, the interviewee, do hereby authorize the FIT4RRI project to do a video and audio recording of my interview specified above.

I grant FIT4RRI the non-exclusive right to permanently store digital copies of the recording and to non-commercially use and distribute copies or excerpts thereof by means of physical media and the internet, including the deployment via publicly accessible platforms like FIT4RRI website, FOSTER portal, YouTube, Facebook, and Twitter etc.

I have the right to withdraw this consent, but I understand that, because of the nature of the distribution channels, it is only possible for FIT4RRI to erase those copies to which they have control while copies at other locations/systems may remain preserved/accessible.

City Date Signature of interviewee

Be inclusive

- Accessible facilities
 - Clear legible signs
 - Elevator access
 - Accessible by public transport
 - Child care



Planning Accessible Meetings and Events

A TOOLKIT



[https://www.americanbar.org/content/dam/aba/administrative/mental_physical_disability/Accessible Meetings Toolkit.authcheckdam.pdf](https://www.americanbar.org/content/dam/aba/administrative/mental_physical_disability/Accessible_Meetings_Toolkit.authcheckdam.pdf)

Be inclusive

- Invite diverse participants and speakers
 - Gender balance, travel support

DIVERSITY, EQUITY, & INCLUSION

HOME

CONFERENCE-PLANNING CHECKLIST

<https://sparcopen.github.io/opencon-dei-report/checklist.html>



Engage

- Active learning rather than “passively absorbing”
 - E.g. reading, writing, discussions, problem solving, analysis, synthesis, evaluation & cooperative learning with other attendees
 - Collectively take notes (e.g. etherpad)
 - How to engage quiet participants?
 - Feedback strategies
 - Icebreaker
- Let participants truly engage, be the facilitator of dialogue and exchange and not the teacher



<https://www.teachthought.com/pedagogy/20-simple-assessment-strategies-can-use-every-day/>



Be transparent & share



- **Be GDPR compliant**
 - What happens to participants data?
- **Share materials**
 - Use proper licenses
 - Ask for permission in advance
 - What can be shared? (slides, exercises, videos, tweets etc.)



Be sustainable



> With resources

> Use of materials, food, travel etc.

- > Plastic free, what really needs to be printed, public transport, vegetarian/vegan food

> With your resources

> Re-use materials that already exist and have been tested by others, you don't need to reinvent the wheel

- > Training materials from FOSTER portal www.fosteropenscience.eu


Re-Usable Materials



FOSTER Courses

What is Open Science?

Spanish version available
This introductory course will help you to understand what open science is and why it is something you should care about.



Best Practices

Spanish version available
This course introduces some practical steps for opening up your research practices and how to meet expectations relating to openness from funders, publishers and peers.



Data Protection and Ethics

Spanish version available
This course helps you to get to grips with responsible data sharing.



Open Licensing

Spanish version available
This course helps you to find the best open license for your open research outputs.



Open Peer Review (OPR)

Spanish version available
This course will introduce you to OPR and let you know how you can get started with it.



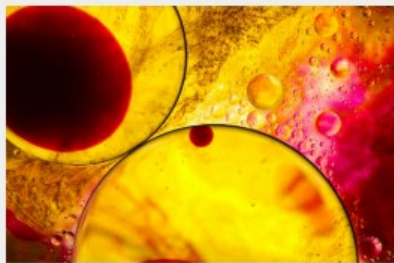
Open Science and Innovation

This course will show you how Responsible Research and Innovation is accelerated through Open Science.




Managing and Sharing Research Data

Spanish version available
In this course, you'll focus on which data you can share and how you can go about doing this most effectively.



OSS and Workflows

Spanish version available
This course introduces Open Source Software (OSS) and workflows as an emerging but critical component of Open Science.



Open Access Publishing

Spanish version available
This course will help you become skilled in making your publications openly accessible in line with funders' requirements and in the wider context of Open Science.



Sharing Preprints

Spanish version available
This course introduces the practice of sharing preprints and helps you to see how it can support your research.



Use Open Data in Teaching

This course shows you how you can use open data in your teaching and improve the research data management literacy of your students.



Assessing the FAIRness of data

This course shows you how to go about assessing the findability, accessibility, interoperability and reusability (FAIRness) of research data.



www.fosteropenscience.eu/toolkit



Training modules

Our RRI training is based on a series of modules. To deliver your own training, download the modules and info on how to use them below.

EXPLAINING THE RRI CONCEPT

This module builds understanding and confidence in using the term through a presentation and an interactive activity. Recommended starting point for any training on RRI.

WHY IS RRI IMPORTANT?

This module helps trainees understand why RRI is relevant to their own work through a discussion-based activity. It works as a follow-up to Explaining the RRI concept and can act as an introduction to Using the RRI Toolkit.

USING THE RRI TOOLKIT











This module makes trainees work around the Toolkit and gives them the chance to identify resources of use to them and to add new material.

Additional training materials

according to your profile

- Policy Makers  
- Research Community  
- Education Community  
- Business & Industry  
- Civil Society Organisations  

according to your interests

- Ethics  
- Gender Equality  
- Governance  
- Open Access  
- Public Engagement  
- Science Education  

<https://www.rri-tools.eu/training/resources>



Open science trainer's corner


Do you organise Open Science trainings yourself or are planning to do so? On this page you can find a set of materials that offer some inspiration or help you to get started in the first place. Take a look and adapt or re-use the resources for your own trainings.



The Open Science Training Handbook

This handbook brings together methods, techniques and practices, to support educators of Open Science to create high quality and engaging trainings. It is available under [Creative Commons Public Domain Dedication \(CC0 1.0 Universal\)](#). You do not have to ask our permission to re-use and copy information from this handbook.

- Access the Open Science training handbook [here](#).




Illustrations, icons & cartoons

<https://www.fosteropenscience.eu/trainers-materials>

During the book sprint the artist Patrick Hochstenbach draw more than 100 icons and cartoons to illustrate the Open Science training handbook. They are now for you available under [Creative Commons Public Domain Dedication \(CC0 1.0 Universal\)](#) to re-use.

- Download the large set of small icons such as a book, coffee, researcher, megaphone etc. here: [Large ZIP archive of PNG graphics \(1.5Mb\)](#)
- Download the 16 cartoons, e.g. fundamental rules of open science here: [ZIP archive of 16 PNG illustrations \(15Mb\)](#)

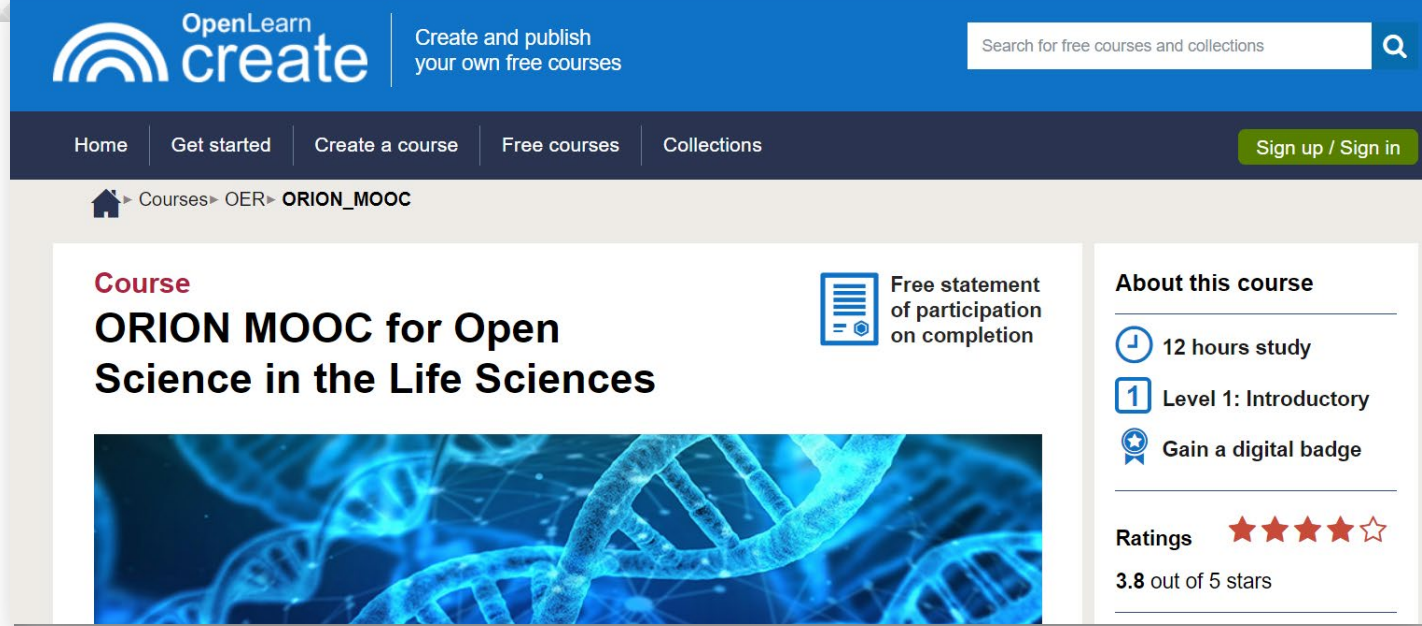


OPEN SCIENCE MOOC

FREE | OPEN | LEARNING

- OPEN ADVOCACY
- OPEN EDUCATIONAL RESOURCES
- PUBLIC ENGAGEMENT WITH SCIENCE
- OPEN EVALUATION
- OPEN ACCESS TO RESEARCH PAPERS
- OPEN RESEARCH SOFTWARE & OPEN SOURCE
- OPEN RESEARCH DATA
- REPRODUCIBLE RESEARCH & DATA ANALYSIS
- OPEN COLLABORATION
- OPEN PRINCIPLES

<https://opensciencemooc.eu>



OpenLearn create | Create and publish your own free courses

Home | Get started | Create a course | Free courses | Collections | Sign up / Sign in

Courses > OER > ORION_MOOC

Course

ORION MOOC for Open Science in the Life Sciences

Free statement of participation on completion


12 hours study

Level 1: Introductory

Gain a digital badge

Ratings: ★★★★★
3.8 out of 5 stars

<https://www.open.edu/openlearncreate/course/view.php?id=3980>



TU Delft | FIND COURSES | ABOUT > | OUR LEARNERS | HELP & SUPPORT | LOGIN | Search...

Open Science: Sharing Your Research with the World

Home / Find courses / Open Science: Sharing Your Research with the World

About this online course

OVERVIEW | DETAILS | ADMISSION

ENROLL ON EDX | edX

<https://online-learning.tudelft.nl/courses/open-science-sharing-your-research-with-the-world/>



Date Added

Anytime

Scientific topic

RNA-Seq 28

Phylogenetics 13

Bioinformatics 11

Pathway or network 11

Database management 9

Software engineering 9

Proteomics 7

Gene expression 6

Metagenomics 6

Show more scientific topics

Operation

Expression data visualization 2

Subscribe

What are materials in TeSS?

Search materials...



Most recent

1040 materials found

← Previous 1 2 3 4 5 6 7 8 9 ... 34 35 Next →

How to get the most out of your microarray experiment. A Webinar

"Materials from the ELIXIR webinar "How to get the most out of your microarray experiment", Feb 14, 2017

Keywords: life sciences, microarrays, eLearning, EeLP

Resource type: course materials, Training materials, Slides



ELIXIR eLearning definitions

Materials from the asynchronous learning course "ELIXIR eLearning definitions"

Keywords: eLearning, training, EeLP





[Home](#) / [Research Infrastructure](#) / [Training](#) / Expert Tour Guide on Data Management

Expert Tour Guide on Data Management



About this expert tour guide

This tour guide by CESSDA ERIC (the Consortium of European Social Science Data Archives European Infrastructure Consortium) aims to put social scientists like yourself at the heart of making their research data findable, understandable, sustainably accessible and reusable.

You will be guided by European experts who are - on a daily basis - busy ensuring long-term access to valuable social science datasets, available for discovery and reuse at one of the [17 CESSDA social science data archives](#). With this guide and the training events being held across Europe, we want to accompany and inspire you in your journey through the research data life cycle.

<https://www.cessda.eu/Research-Infrastructure/Training/Expert-Tour-Guide-on-Data-Management>



15 min coffee break



Copyright & Licenses

Elke Brehm

Legal Affairs NTM, Data Protection Officer of TIB



12:30-13:30
Lunch Break



How to Design and Give Training

Angelika Thielsch

Exercise - What works and what doesn't?

What methods do you, and could you, use to boost your training activities?





30 min Coffee Break



Design your own mini-training

Design your own training

TOPIC(s): choose per group



Pick a Card:



TRAINING TYPE
AUDIENCE SIZE
AUDIENCE TYPE
KNOWLEDGE LEVEL

Create a PERSONA

 BIO Occupation: Age: Education: Personality in 3 words:	 SKILLS (1=not, 5=very skilful) Job experience: 1 2 3 4 5 Open Science: 1 2 3 4 5 Training experience: 1 2 3 4 5 Technology: 1 2 3 4 5	
 Name:	 MOTIVATION/GOALS	 FRUSTRATION



Create a training (1h)
Structure
Materials
Exercise


...

Design your own training

Present your plans to the other groups (5 mins):
(note: you don't have to give the training, just describe what you will do!)



Troubleshooting:



AUDIENCE MOOD
DISTURBING FACTORS

EVALUATION

Is the proposed training appropriate for audience size, type and level of knowledge?
Are the training materials adequate, understandable and accessible?



BIO

Occupation:

Age:

Education:

Personality in 3 words:



SKILLS

(1=none, 5 = very skilled)

Job experience:

1 2 3 4 5

Open Science

1 2 3 4 5

Training experience

1 2 3 4 5

Technology:

1 2 3 4 5



Name:



MOTIVATION/GOALS



FRUSTRATION

Training Type



Half day training



Workshop (half day)



Tutorial



Online training course



Workshop (full day)



Webinar



Lecture



Workshop (multiple days)



Other

Audience SIZE



> 100 (live)



> 50 (live)



20-50 live



> 100 (online)



> 50 (online)



20-50 (online)



< 20



< 10



< 5

Audience TYPE



Librarian



**PHD Student/Junior
Researcher**



Project Coordinator



**Research
Administration**



Senior Researcher



Funder



Repository Manager



Citizen



Other

Knowledge Level



**No
prior knowledge**



**Basic knowledge
(aware of)**



**Basic knowledge
(practitioner)**



**Advanced knowledge
(practitioner)**



**Advanced knowledge
(trainer)**



Unknown





Mixed



Show & Tell + Evaluation: 1 Tip – 1 Top

- For each presentation, write down one aspect you think was top and one tip you have for the group



The Unpredictable: Audience Mood



Sceptical



Quiet



Uninterested



Eager to learn



Chaotic



**Do not understand
you**



Ask many questions



Hostile




Agreeable

The Unpredictable: External factors

 <p>Audience is checking e-mails</p>	 <p>No WIFI!</p>	 <p>Audience keeps looking at phone</p>
 <p>Disturbing noise</p>	 <p>Forgot something!</p>	 <p>One person dominates</p>
 <p>Sound issues</p>	 <p>Room temperature is uncomfortable</p>	 <p>Venue is not suitable</p>

Feedback round – 3-2-1

Go to www.menti.com and use the code **52 63 6**



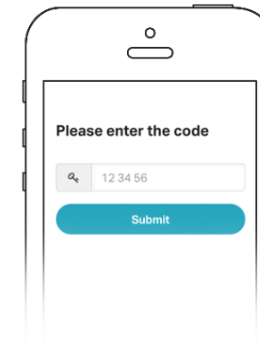
1

Grab your phone

www.menti.com

2

Go to www.menti.com




3

Enter the code 52 63 6 and vote!

FIT4RRI

➤ Feedback for the organizers

- 1 aspect you liked
- 1 aspect to improve





Helene Brinken

brinken@sub.uni-goettingen.de



GEORG-AUGUST-UNIVERSITÄT
GÖTTINGEN



fit4rii.eu



[@fit4rriEU](https://twitter.com/fit4rriEU)



This project has received funding from the European Union's Horizon 2020 research and innovation programme under grant agreement No 741477.